




Green Leaf Lab®

12025 NE Marx St. Portland, OR 97220
503-253-3511 / www.greenleaflabs.com
License#: 10029074C70

Quality Control Testing Official Report



172 Williamson Rd #4131
Mooresville, NC 28117
PharmaCBD.com

D8 SSC

Sample ID: G1A0508-12

Matrix: Industrial Hemp

Test ID: 5009920

Source ID:

Date Sampled: 01/29/21

Date Accepted: 01/29/21

PHARMA CBD

Results at a Glance

Total THC : 0.3107 %

Total CBD : 7.471 %

Total CBG : 0.9674 %



Russell Kuhfeld

Russell Kuhfeld
Quality Officer - 2/2/2021

All QC samples met acceptance criteria of the method; data available upon request. These results relate only to the sample included on this report. The report may not be reproduced except in full, without the written permission of Green Leaf Lab.


This is for informational testing and is not compliance testing. Lab results apply to the sample as received.



Green Leaf Lab®

12025 NE Marx St. Portland, OR 97220
503-253-3511 / www.greenleaflabs.com
License#: 10029074C70

Quality Control Testing Official Report



172 Williamson Rd #4131
Mooresville, NC 28117
PharmaCBD.com

D8 SSC

Sample ID: G1A0508-12

Matrix: Industrial Hemp

Test ID: 5009920

Source ID:

Date Sampled: 01/29/21

Date Accepted: 01/29/21

PHARMA CBD

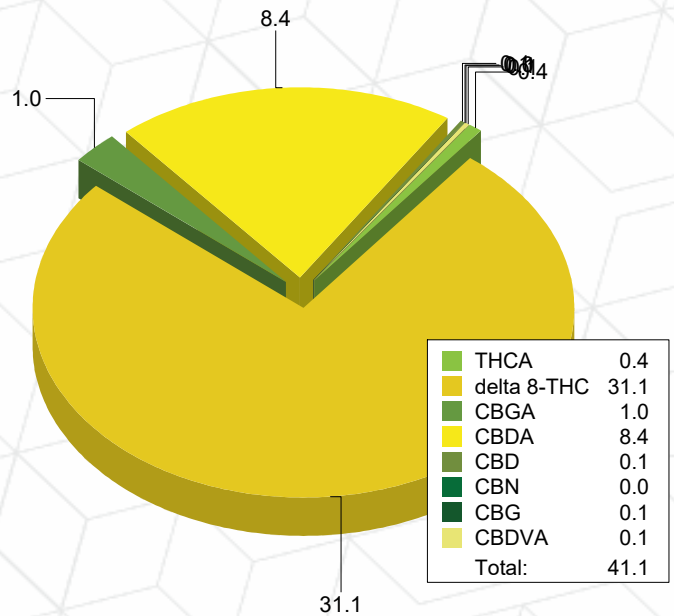
Potency Analysis

Date/Time Extracted: 02/01/21 13:59

Analysis Method/SOP: 215

Batch Identification: 2106009

| Cannabinoids | LOQ (%) | % by Wt. | mg/g | Cannabinoids Profile | |
|--------------|----------|----------|--------|----------------------|--|
| Total THC | 0.009080 | 0.3107 | 3.107 | | |
| Total CBD | 0.008300 | 7.471 | 74.71 | | |
| Total CBG | 7.900E-4 | 0.9674 | 9.674 | | |
| THCA | 0.002920 | 0.3543 | 3.543 | | |
| delta 9-THC | 0.009080 | < LOQ | < LOQ | | |
| delta 8-THC | 0.04670 | 31.11 | 311.1 | | |
| THCV | 0.005055 | < LOQ | < LOQ | | |
| THCVA | 0.001885 | < LOQ | < LOQ | | |
| CBD | 0.006220 | 0.1249 | 1.249 | | |
| CBDA | 0.008300 | 8.376 | 83.76 | | |
| CBDV | 0.005000 | < LOQ | < LOQ | | |
| CBDVA | 0.001640 | 0.05787 | 0.5787 | | |
| CBN | 0.002990 | 0.01085 | 0.1085 | | |
| CBG | 7.900E-4 | 0.05114 | 0.5114 | | |
| CBGA | 7.900E-4 | 1.044 | 10.44 | | |
| CBC | 0.008965 | < LOQ | < LOQ | | |



Total THC = delta 9-THC + (THCA * 0.877)

Total CBD = CBD + (CBDA * 0.877)

Total CBG = CBG + (CBGA * 0.878)

LOQ=Limit of Quantification, the lowest measurable concentration of an analyte.



Russell Kuhfeld


Russell Kuhfeld
Quality Officer - 2/2/2021

All QC samples met acceptance criteria of the method; data available upon request. These results relate only to the sample included on this report. The report may not be reproduced except in full, without the written permission of Green Leaf Lab.

This is for informational testing and is not compliance testing. Lab results apply to the sample as received.



Quality Control Potency



Batch: 2106009 - 215-Hemp

| Blank(2106009-BLK1) | | | | | | |
|---------------------|--------|----------|-------|------------------|----------------|----------------|
| Analyte | Result | LOQ | Units | %Recovery Limits | Extracted | Analyzed |
| THCA | < LOQ | 0.01168 | % | | 02/01/21 13:59 | 02/01/21 17:46 |
| delta 9-THC | < LOQ | 0.03632 | % | | 02/01/21 13:59 | 02/01/21 17:46 |
| THCV | < LOQ | 0.02022 | % | | 02/01/21 13:59 | 02/01/21 17:46 |
| THCVA | < LOQ | 0.007540 | % | | 02/01/21 13:59 | 02/01/21 17:46 |
| CBD | < LOQ | 0.006220 | % | | 02/01/21 13:59 | 02/01/21 17:46 |
| CBDA | < LOQ | 0.008300 | % | | 02/01/21 13:59 | 02/01/21 17:46 |
| CBDV | < LOQ | 0.02000 | % | | 02/01/21 13:59 | 02/01/21 17:46 |
| CBDVA | < LOQ | 0.006560 | % | | 02/01/21 13:59 | 02/01/21 17:46 |
| CBN | < LOQ | 0.01196 | % | | 02/01/21 13:59 | 02/01/21 17:46 |
| CBG | < LOQ | 0.003160 | % | | 02/01/21 13:59 | 02/01/21 17:46 |
| CBGA | < LOQ | 0.003160 | % | | 02/01/21 13:59 | 02/01/21 17:46 |
| CBC | < LOQ | 0.03586 | % | | 02/01/21 13:59 | 02/01/21 17:46 |

| Reference(2106009-SRM1) | | | | | | |
|-------------------------|------------|----------|-------|------------------|----------------|----------------|
| Analyte | % Recovery | LOQ | Units | %Recovery Limits | Extracted | Analyzed |
| THCA | 105 | 0.002920 | % | 80-120 | 02/01/21 13:59 | 02/01/21 18:08 |
| delta 9-THC | 97.9 | 0.009080 | % | 80-120 | 02/01/21 13:59 | 02/01/21 18:08 |
| CBD | 105 | 0.001555 | % | 80-120 | 02/01/21 13:59 | 02/01/21 18:08 |
| CBDA | 104 | 0.002075 | % | 80-120 | 02/01/21 13:59 | 02/01/21 18:08 |



Russell Kuhfeld
Russell Kuhfeld
Quality Officer - 2/2/2021

All QC samples met acceptance criteria of the method; data available upon request. These results relate only to the sample included on this report. The report may not be reproduced except in full, without the written permission of Green Leaf Lab.

This is for informational testing and is not compliance testing. Lab results apply to the sample as received.